

Getting Started with the CM705E Cellular and Ethernet Monitor

The CM705E is a complete environmental monitor with built in Ethernet and Cellular alarming and reporting capabilities. This unit can monitor up to eight temperature sensors and four dry contact inputs as well as a built in temperature and humidity sensor. Alarms can be sent out via the cellular modem as text messages. Our Data Capture Software running on a PC can also send text messages as well as email alerts. Data Capture also collects data to the computer. In addition, the unit also stores up to 6 months' worth of data in its internal memory. The units built in web server or Data Capture can retrieve this data.

Deploying the CM705E

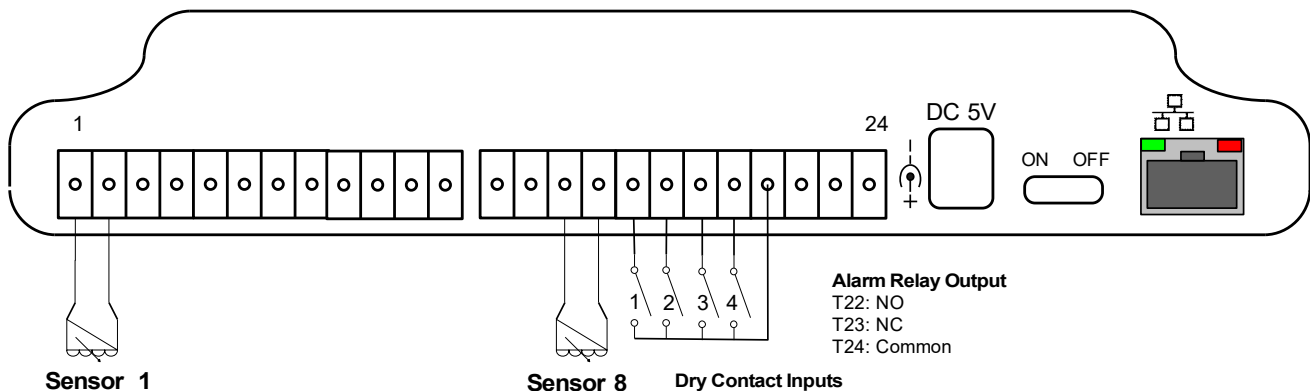
Mount the CM705E in a location convenient to power and the environment to be monitored. Connect temperature and door/water sensors as needed (see diagrams below). If you need to extend the sensor wires, we recommend a 700' maximum distance.

Verify the batteries did not come loose during shipping. Turn the unit on without using the power adapter. The unit should turn on with the internal batteries. **USE THE SUPPLIED POWER SUPPLY ONLY. +5 VDC ONLY**

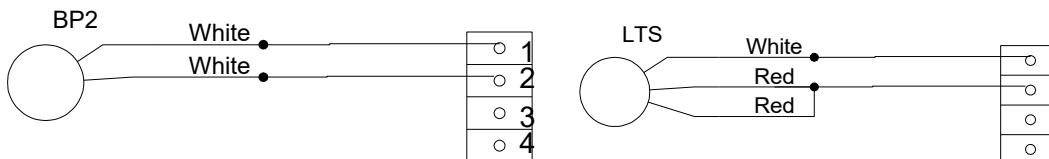
If you are supplying the SIM card see the instructions on page #2 on how to install the SIM.

CM705E

Wiring Diagram (side view of enclosure)



Sensor wiring examples:




Download and install the Data Capture software

Download the latest version of Data Capture from <http://www.temperatureguard.com/software.html> into a temporary folder on your computer. Read and follow the installation instructions carefully before installing!

SIM Installation Instructions

- Remove the four screws on the bottom of the enclosure using a #2 Philips screwdriver.
- **Slowly and carefully, remove the cover!** The antenna is attached to the cover and could be pulled off.
- Inset the SIM as shown in the pictures below. Metal contacts face down, and the corner notch should be closest to the Cancel Alarm button.



Programming the CM705E

Go to <http://www.temperatureguard.com/Manuals.html> for the latest manual.

SMS messages that can be sent to the CM705E

Status?

Send this command to the unit to have it respond back with the current status of all the sensors and inputs.

TESTCELL

Send this command to have the CM705E send a test text message to each of the programmed cell numbers.

The CM705E will reply to this command with "Testing: Please verify that a Status text message is received at all programmed phone numbers."

If the cell phone used to send this command is one of the programmed numbers then it will also receive a Status text.