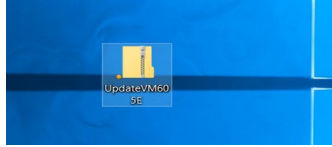


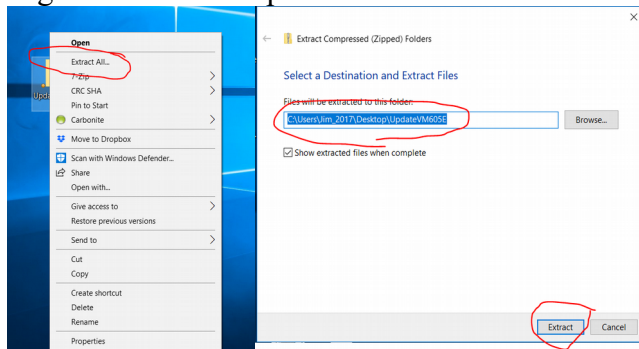
Java Update

Download the zip folder from our website and save it to a location you can find.

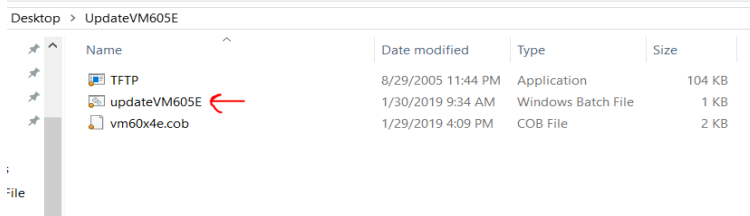


In this case it is a VM605E we are updating and the zip folder is stored on the desktop.

Right click on the zip folder and choose Extract All. In the next window, click Extract.



A new window will open up automatically.



Double click on the Windows batch File with the name matching your unit, in this case **updateVM605E**.

A DOS window will open up.

```
C:\WINDOWS\system32\cmd.exe

C:\Users\Jim_2017\Desktop\UpdateVM605E>set IP
Environment variable IP not defined

C:\Users\Jim_2017\Desktop\UpdateVM605E>set /p IP-Please enter the IP address of the VM605E to update:
Please enter the IP address of the VM605E to update: 
```

Enter the IP address of the unit you wish to upgrade and press the Enter key on your keyboard.

```

C:\WINDOWS\system32\cmd.exe
X:\Projects\JAVA Apps\Status Windows\StatusPageUpdate 2019\UpdateVM606E>set /p IP=Please enter the IP address of the VM606E:
Please enter the IP address of the VM606E: 10.0.0.103
X:\Projects\JAVA Apps\Status Windows\StatusPageUpdate 2019\UpdateVM606E>tftp -i -v 10.0.0.103 PUT vm606.cob WEB1
WinAgents TFTP Client version 1.3 Copyright (c)2004-2005 by Tandem Systems, Ltd.
http://www.winagents.com - Software for network administrators

Transferring file vm606.cob to server in octet mode...
Packet will be sent. len=47, opcode=2
Packet received. len=4, opcode=ACK, block=0
Packet will be sent. len=516, opcode=DATA, block=1
Packet received. len=4, opcode=ACK, block=1
Packet will be sent. len=516, opcode=DATA, block=2
Packet received. len=4, opcode=ACK, block=2
Packet will be sent. len=516, opcode=DATA, block=3
Packet received. len=4, opcode=ACK, block=3
Packet will be sent. len=278, opcode=DATA, block=4
Packet received. len=4, opcode=ACK, block=4
Packet will be sent. len=278, opcode=DATA, block=4
File vm606.cob was transferred successfully.
1810 bytes transferred for 1 seconds, 1810 bytes/second

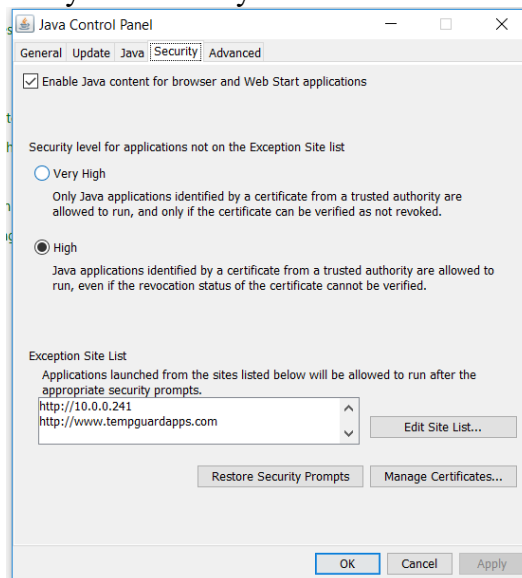
X:\Projects\JAVA Apps\Status Windows\StatusPageUpdate 2019\UpdateVM606E>pause
Press any key to continue . . .
  
```

Press any key to finish.

An exception will likely be needed in the Java security section.

Add <http://www.tempguardapps.com>

The IP address of the actual unit may be necessary as well.



Open up Internet Explorer and test it.

Please note, the help file will no longer function. Go to our website if you need help or send an email to support@temperatureguard.com